



## **National Institute for Health Specialties (NIHS)**

### **ePortfolio Platform Guide for Faculty / Assessor**

(July 2025)

Video Guide : <https://youtu.be/BSS9r4K667E>

<https://nihs.epads.mkmaps.com/>

Guideline Updated on : 21<sup>st</sup> August 2025

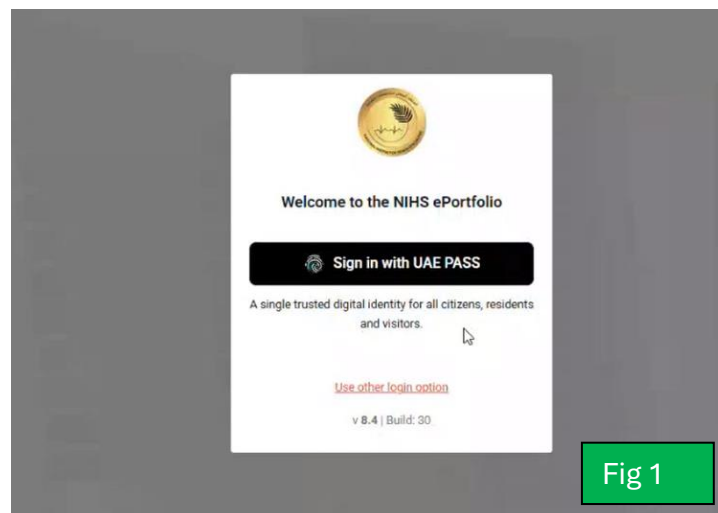


## Contents

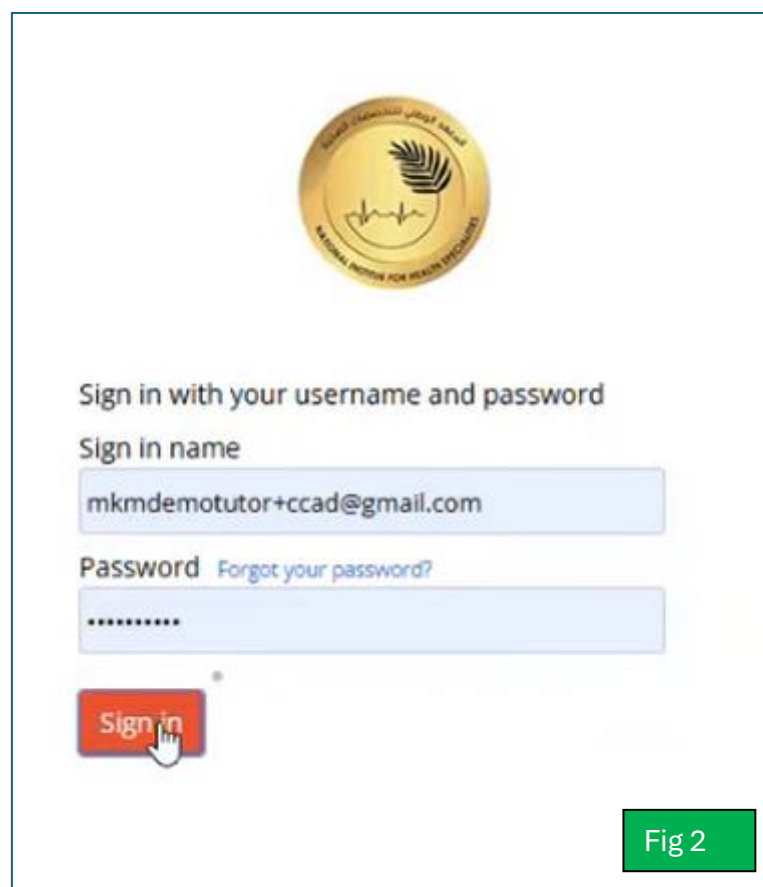
.....	1
Account Creation & Login .....	3
Trainees Submissions.....	4
Single EPA Detail Page .....	5
Program Dashboard .....	6

## Account Creation & Login

Your organization coordinator will create an account for you and you will receive a verification email. Please set your password when verify account.



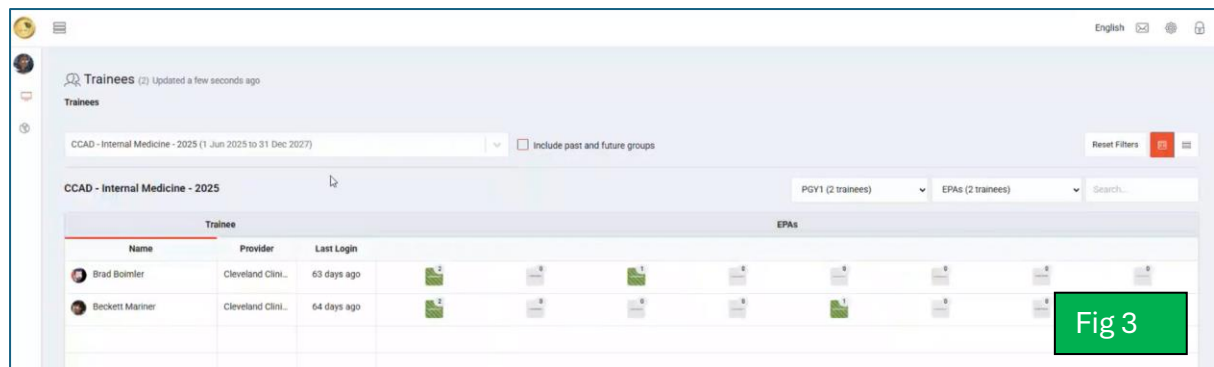
1. Login using your email and password – Use other login options – Fig 1
2. UAE Pass login (will be available soon) – Fig 1



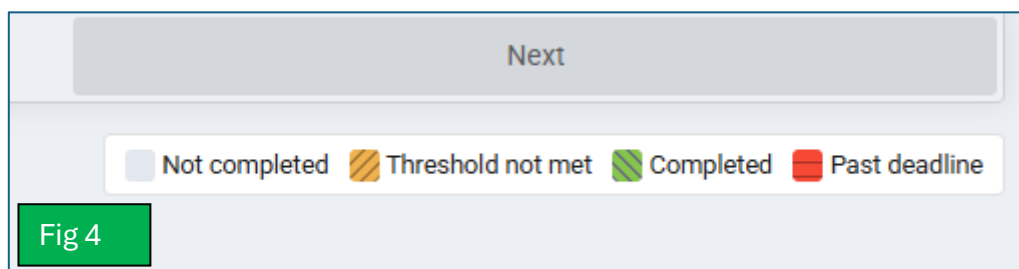
## Trainees Submissions

Once the faculty/assessor logged in, they can see trainees and their submissions.

You can use the filter for programs and PGY levels [Fig 3]



The footer shows color legends for various statuses of an EPA. [Fig 4]



## Single EPA Detail Page

Click on any EPA (green color) to see complete details. The small label indicated how many times an EPA is submitted by the trainee. [Fig 3]

Summary of assessment to date in this Part. Completed forms are provided underneath the summary

Type of patient visit:

New patient 9/6/2025 9/6/2025

Focused follow-up

Milestones associated with this EPA:

	Has knowledge 1	Performed task under full supervision 2	Performed task under indirect supervision i.e on request and quickly available 3	Performed task with conditioned independence 4	Previous + Can teach and supervise 5	NA
Elicit an accurate, relevant history		<span>9/6/2025</span> <span>9/6/2025</span>				
Perform a physical exam that informs the diagnosis		<span>9/6/2025</span> <span>9/6/2025</span>				
Synthesize patient information from the clinical assessment for the purpose of written or oral summary to a supervisor		<span>9/6/2025</span> <span>9/6/2025</span>				
Identify and/or monitor key clinical features in the implementation of a management plan	<span>9/6/2025</span>	<span>9/6/2025</span>				
Communicate using a patient-centered approach that encourages patient trust and autonomy and is characterized by empathy, respect, and compassion	<span>9/6/2025</span>	<span>9/6/2025</span>				
Conduct a patient-centered interview		<span>9/6/2025</span> <span>9/6/2025</span>				
Maintain accurate and up-to-date problem lists and medication lists		<span>9/6/2025</span> <span>9/6/2025</span>				

Fig 5

It shows the name, date & time and email of the faculty assessor

Professionalism and Patient Safety:

	No	Yes
Do you have any concerns regarding this Learner's professionalism?	<span>9/6/2025</span> <span>9/6/2025</span>	
Do you have any concerns regarding Patient Safety?	<span>9/6/2025</span> <span>9/6/2025</span>	

RESPONSES (2)

- > Approved by David Croft (dave@example.com) on 9 Jun 2025 13:11
- > Approved by David Croft (dave@example.com) on 9 Jun 2025 13:08

Fig 6

## Program Dashboard

If you want to see analytical dashboard of your program

Click on **Menu > Program Dashboard**

It will allow you to filter results based on

- Program
- PGY
- Trainee
- Date & Time

